



EXAM PAPERS PRACTICE

Boost your performance and confidence with these topic-based exam questions

Practice questions created by actual examiners and assessment experts

Detailed mark scheme

Suitable for all boards

Designed to test your ability and thoroughly prepare you

2002

XVIII

1583

Time allowed

53 Minutes

Score

/44

Percentage

%

Biology

**AQA
AS & A LEVEL**

Topic Questions

3.8 The control of gene expression

www.exampaperspractice.co.uk



- 1 (a) Scientists can use protein structure to investigate the evolutionary relationships between different species. Explain why.

.....

.....

.....

.....

.....

(2)

- (b) Comparing the base sequence of genes provides more evolutionary information than comparing the structure of proteins. Explain why.

.....

.....

.....

.....

.....

(2)

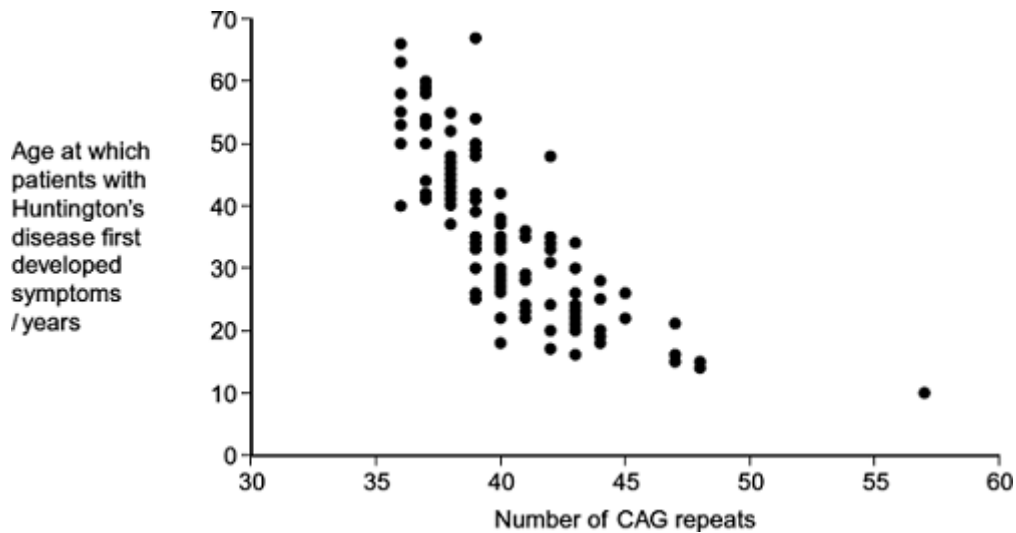
(Total 4 marks)

2

Huntington's disease is a genetic condition that leads to a loss in brain function. The gene involved contains a section of DNA with many repeats of the base sequence CAG. The number of these repeats determines whether or not an allele of this gene will cause Huntington's disease.

- An allele with 40 or more CAG repeats will cause Huntington's disease.
- An allele with 36 – 39 CAG repeats may cause Huntington's disease.
- An allele with fewer than 36 CAG repeats will not cause Huntington's disease.

The graph shows the age at which a sample of patients with Huntington's disease first developed symptoms and the number of CAG repeats in the allele causing Huntington's disease in each patient.



- (a) (i) People can be tested to see whether they have an allele for this gene with more than 36 CAG repeats. Some doctors suggest that the results can be used to predict the age at which someone will develop Huntington's disease.

Use information in the graph to evaluate this suggestion.

.....

.....

.....

.....

.....

.....

.....

(Extra space)

.....

.....

(3)

(ii) Huntington's disease is always fatal. Despite this, the allele is passed on in human populations. Use information in the graph to suggest why.

.....

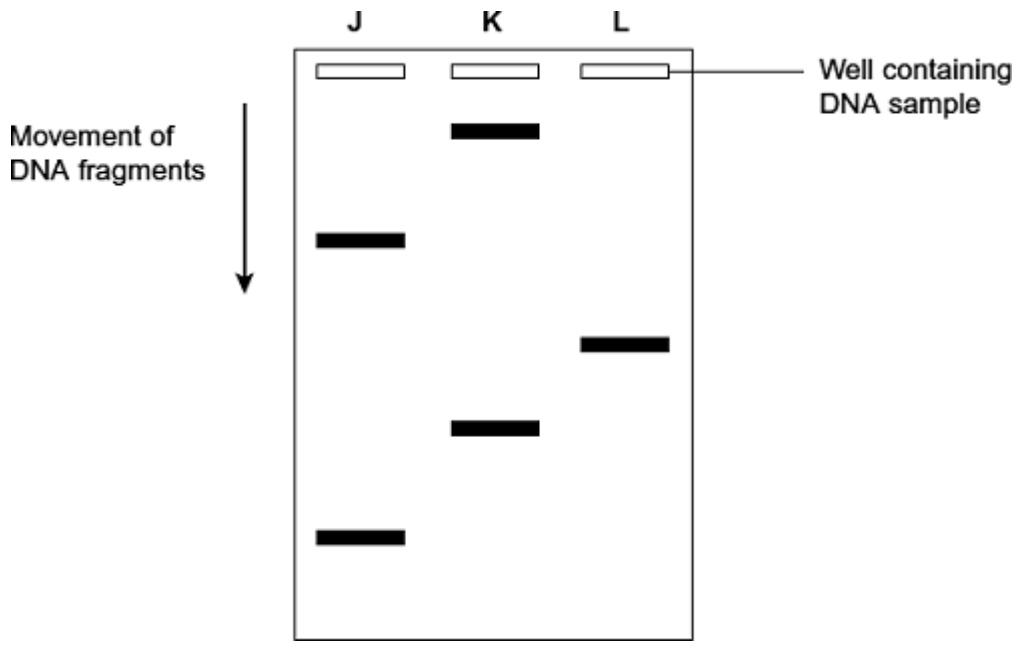
.....

.....

.....

(2)

(b) Scientists took DNA samples from three people, J, K and L. They used the polymerase chain reaction (PCR) to produce many copies of the piece of DNA containing the CAG repeats obtained from each person. They separated the DNA fragments by gel electrophoresis. A radioactively labelled probe was then used to detect the fragments. The diagram shows the appearance of part of the gel after an X-ray was taken. The bands show the DNA fragments that contain the CAG repeats.





- (i) Only one of these people tested positive for Huntington's disease. Which person was this? Explain your answer.

Person

Explanation

.....
.....
.....

(2)

- (ii) The diagram only shows part of the gel. Suggest how the scientists found the number of CAG repeats in the bands shown on the gel.

.....
.....
.....

(1)

- (iii) Two bands are usually seen for each person tested. Suggest why only one band was seen for Person L.

.....
.....
.....

(1)

(Total 9 marks)

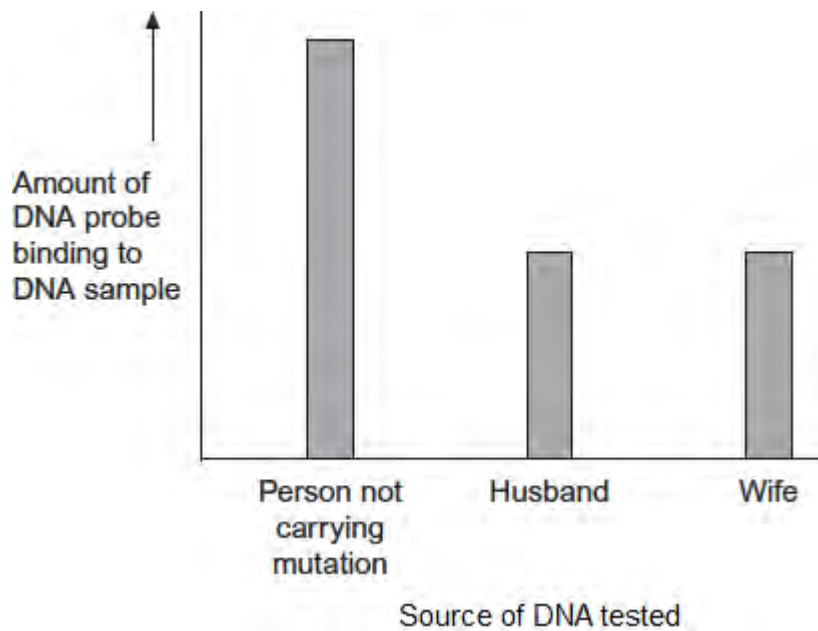


- 3 A husband and wife wanted to know whether they were carriers of the mutated form of a gene. This mutation is a deletion that causes a serious inherited genetic disorder in people who are homozygous.

A geneticist took samples of DNA from the husband and the wife. He used a DNA probe to look for the deletion mutation. The DNA probe was specific to a particular base sequence in an exon in the gene. Exons are the coding sequences in a gene.

The geneticist compared the couple's DNA with that of a person known not to carry this mutation.

The chart shows the geneticist's results.



- (a) The geneticist told the couple they were both carriers of the mutated gene. Explain how he reached this conclusion.

.....

.....

.....

.....

.....

.....

.....

.....

(Extra space).....

.....

.....



- (b) The DNA probe the geneticist used was for an exon in the DNA, **not** an intron. Explain why.

.....
.....
.....
.....
.....
.....

(Extra space).....

.....
.....

(3)

- (c) To make the DNA probe, the geneticist had to find the base sequence of the normal gene. Once he had copies of the gene, what methods would he use to find the base sequence of the gene?

.....
.....
.....
.....
.....

(2)

(Total 8 marks)



4 Scientists wanted to measure how much mRNA was transcribed from allele **A** of a gene in a sample of cells. This gene exists in two forms, **A** and **a**.

The scientists isolated mRNA from the cells. They added an enzyme to mRNA to produce cDNA.

(a) Name the type of enzyme used to produce the cDNA.

.....

(1)

The scientists used the polymerase chain reaction (PCR) to produce copies of the cDNA. They added a DNA probe for allele **A** to the cDNA copies. This DNA probe had a dye attached to it. This dye glows with a green light **only** when the DNA probe is attached to its target cDNA.

(b) Explain why this DNA probe will only detect allele **A**.

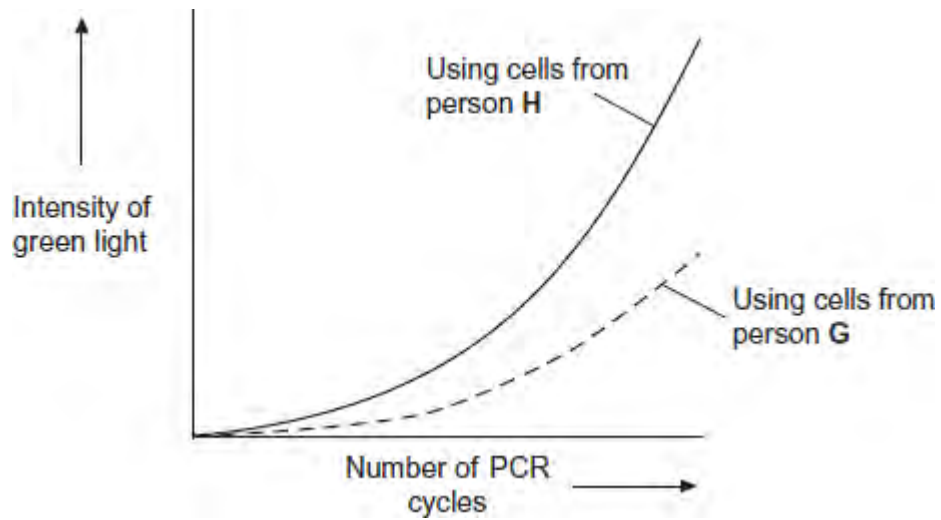
.....
.....
.....
.....

(2)

(c) The scientists used this method with cells from two people, **H** and **G**. One person was homozygous, **AA**, and the other was heterozygous, **Aa**. The scientists used the PCR and the DNA probe specific for allele **A** on the cDNA from both people.



The figure shows the scientists' results.



(i) Explain the curve for person H.

.....

.....

.....

.....

.....

.....

.....

(Extra space)

.....

.....

(3)

(ii) Which person, H or G, was heterozygous, Aa? Explain your answer.

.....

.....

.....

.....

(2)

(Total 8 marks)

5 Some populations of flies are becoming resistant to insecticides intended to kill them.

Scientists developed a method for finding out whether a fly was carrying a recessive allele, **r**, that gives resistance to an insecticide. The dominant allele, **R**, of this gene does not give resistance.

The scientists:

- crossed flies with genotype **RR** with flies with genotype **rr**
- obtained DNA samples from the parents and offspring
- used the same restriction endonuclease enzymes on each sample, to obtain DNA fragments.

(a) Explain why the scientists used the same restriction endonuclease enzymes on each DNA sample.

.....

.....

.....

.....

(2)

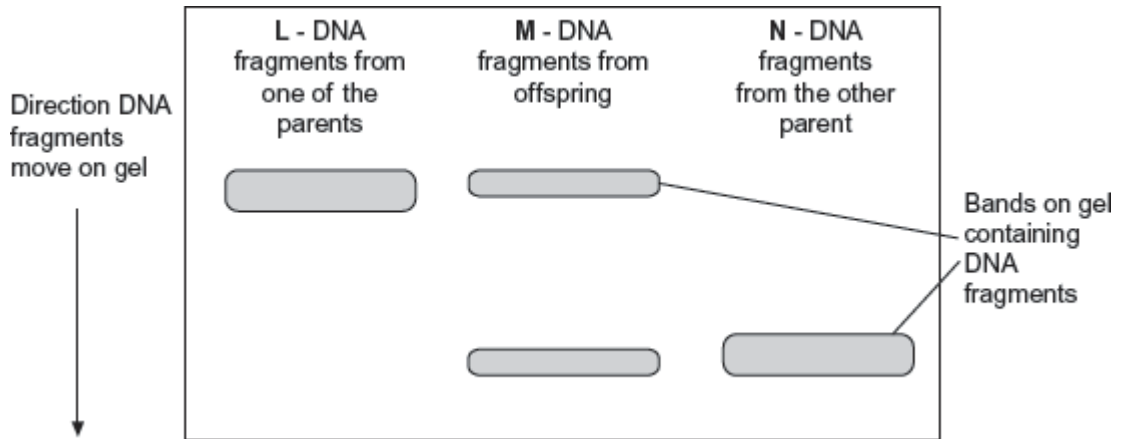
The scientists added two different primers to each sample of DNA fragments for the polymerase chain reaction (PCR).

- Primer A3 only binds to a 195 base-pair fragment from allele **r**.
- Primer A4 only binds to a 135 base-pair fragment from allele **R**.

The scientists separated the DNA fragments produced by the PCR on a gel where shorter fragments move further in a given time.

Their results are shown in **Figure 1**.

Figure 1



(b) Explain why primer A3 and primer A4 only bind to specific DNA fragments.

.....

.....

.....

.....

(2)

(c) Use all the information given to explain the results in **Figure 1**.

.....

.....

.....

.....

.....

.....

[Extra space]

.....

.....

(3)

(d) The scientists wanted to know on which chromosome the gene with alleles **R** and **r** was located. From the flies with genotype **RR**, they obtained cells that were in mitosis and added a labelled DNA probe specific for allele **R**. They then looked at

the cells under an optical microscope.

Explain why they used cells that were in mitosis.

.....

.....

.....

.....

(2)

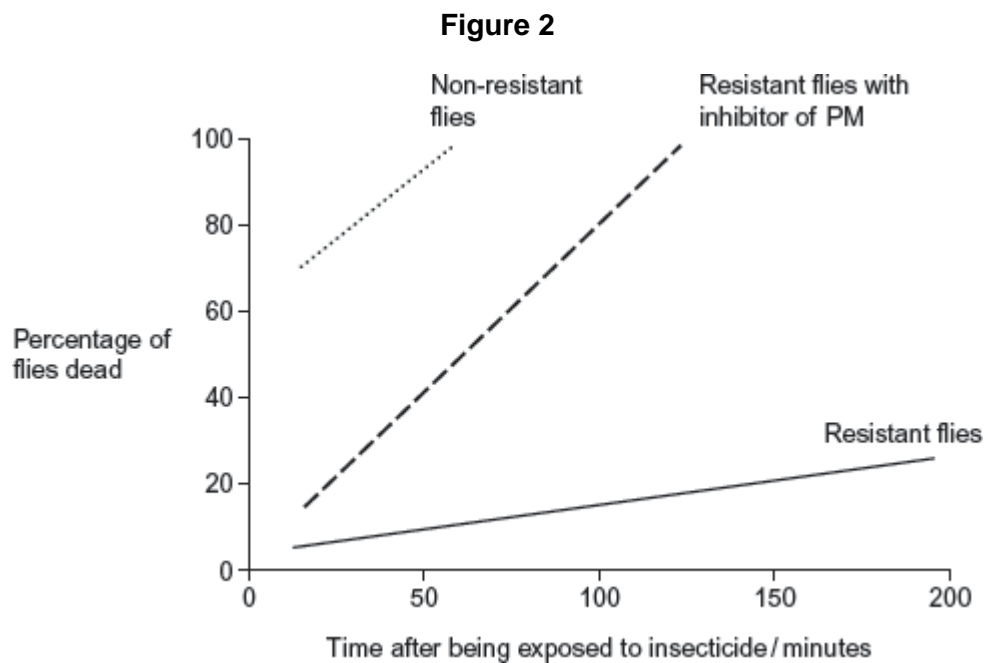
- (e) Another group of scientists thought that pesticide resistance in some flies was related to increased activity of an enzyme called P450 monooxygenase (PM). This enzyme breaks down insecticides.

The scientists obtained large numbers of resistant and non-resistant flies. They then set up the following experiments.

- Non-resistant flies exposed to insecticide.
- Resistant flies exposed to insecticide.
- Resistant flies treated with an inhibitor of PM and then exposed to insecticide.

They then determined the percentage of flies that were dead at different times after being exposed to insecticide.

Figure 2 shows their results.



- (i) Explain why the scientists carried out the control experiment with the non-resistant flies.

.....
.....
.....
.....
.....

(2)

- (ii) The scientists concluded that the resistance of the flies to the insecticide is partly due to increased activity of PM but other factors are also involved.

Explain how these data support this conclusion.

.....
.....
.....
.....
.....
.....
.....

[Extra space]

.....
.....
.....

(4)

(Total 15 marks)