



EXAM PAPERS PRACTICE

Boost your performance and confidence with these topic-based exam questions

Practice questions created by actual examiners and assessment experts

Detailed mark scheme

Suitable for all boards

Designed to test your ability and thoroughly prepare you

2002

XVIII

1583

Time allowed
82 Minutes

Score

/69

Percentage

%

Physics

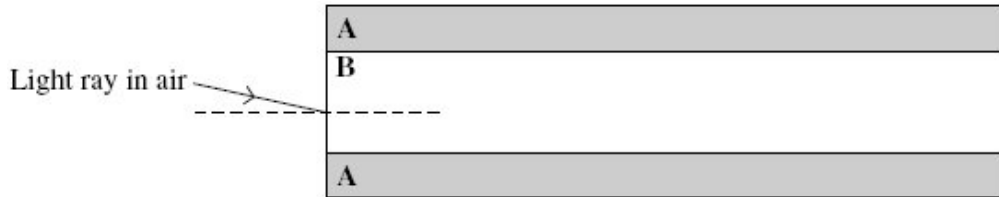
**AQA
AS & A LEVEL**

Topic Questions

2. Waves

www.exampaperspractice.co.uk

- 1 The diagram below shows a cross-section through a step index optical fibre.



- (a) (i) Name the part **A** and **B** of the fibre

A	
B	

(1)

- (ii) On the diagram above, draw the path of the ray of light through the fibre. Assume the light ray undergoes *total internal reflection* at the boundary between **A** and **B**. (2)

- (b) Calculate the critical angle for the boundary between **A** and **B**. Give your answer to an appropriate number of significant figures.

The refractive index of part **A** = 1.46
 The refractive index of part **B** = 1.48

answer = degrees

(2)

- (c) State and explain **one** reason why part **B** of the optical fibre is made as narrow as possible.

.....

(2)



(d) State **one** application of optical fibres and explain how this has benefited society.

Application

.....
.....

Benefit

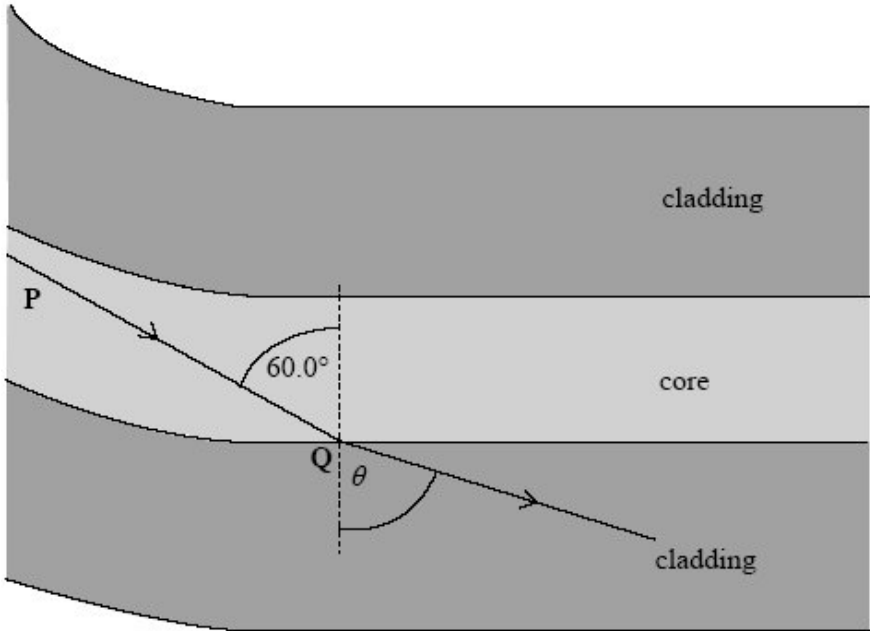
.....
.....

(2)
(Total 9 marks)



2

An optical fibre used for communications has a core of refractive index 1.55 which is surrounded by cladding of refractive index 1.45.



- (a) The diagram above shows a light ray **P** inside the core of the fibre. The light ray strikes the core-cladding boundary at **Q** at an angle of incidence of 60.0° .
 - (i) Calculate the critical angle of the core-cladding boundary.

answer degrees

(3)

(ii) State why the light ray enters the cladding at **Q**.

.....
.....

(1)

(iii) Calculate the angle of refraction, θ , at **Q**.

answer degrees

(3)

(b) Explain why optical fibres used for communications need to have cladding.

.....
.....
.....
.....
.....
.....

(2)

(Total 9 marks)

- 3 (a) The speed of light is given by

$$c = f\lambda$$

State how each of these quantities will change, if at all, when light travels from air to glass.

c

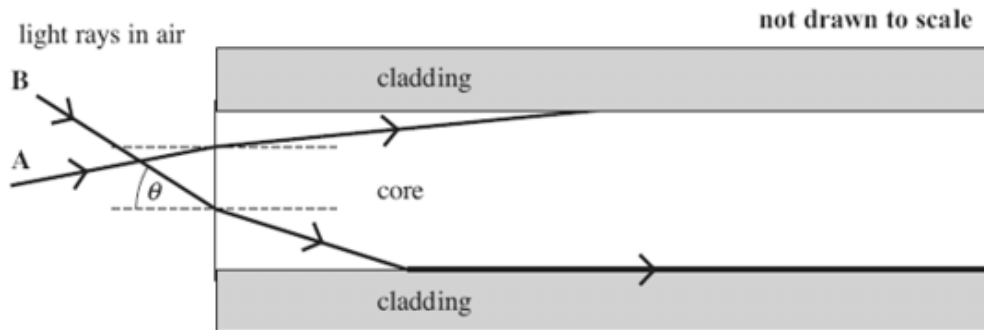
f

λ

(3)

Figure 1 shows a side view of a step index optical fibre.

Figure 1



- (b) Ray A enters the end of the fibre and then undergoes total internal reflection.

On **Figure 1** complete the path of this ray along the fibre.

(2)

- (c) (i) The speed of light in the core is $2.04 \times 10^8 \text{ ms}^{-1}$. Show that the refractive index of the core is 1.47. (2)
- (ii) Show that the critical angle at the boundary between the core and the cladding is about 80° .

refractive index of the cladding = 1.45


- (d) Ray **B** enters the end of the fibre and refracts along the core-cladding boundary. Calculate the angle of incidence, θ , of this ray at the point of entry to the fibre. (2)

answer = degrees

(3)

- (e) **Figure 2** shows a pulse of monochromatic light (labelled **X**) that is transmitted a significant distance along the fibre. The shape of the pulse after travelling along the fibre is labelled **Y**. Explain why the pulse at **Y** has a lower amplitude and is longer than it is at **X**.

Figure 2



.....

.....

.....

.....

(2)
(Total 14 marks)



- 4 (a) State and explain **two** physical properties of the light produced by a laser which makes it different from the light produced by a filament lamp.

Property 1

.....

.....

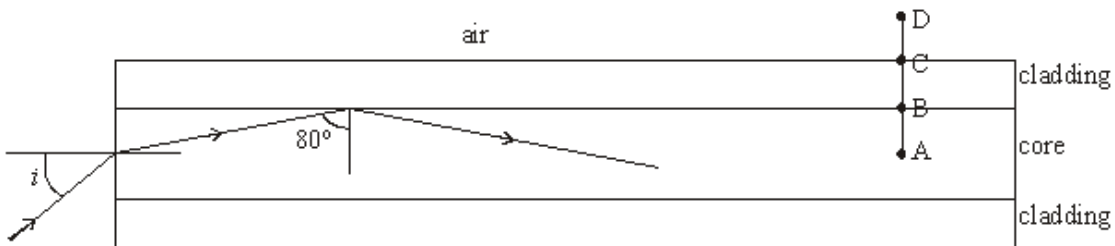
Property 2

.....

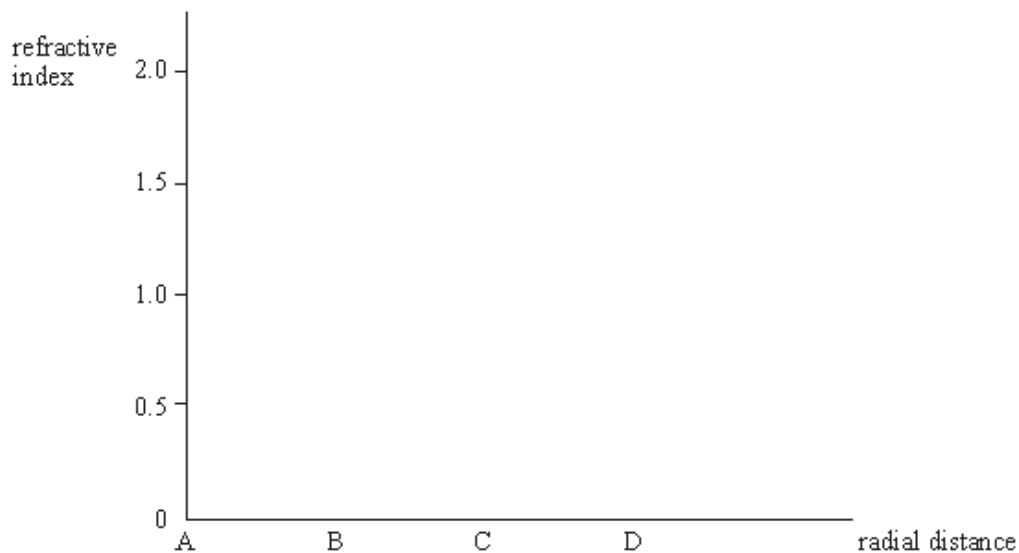
.....

(4)

- (b) The diagram below shows a cross-section through an optical fibre used for transmitting information. A laser beam, carrying digital data, is incident on the end of the core of the fibre at an angle of incidence i . The core is made from glass of refractive index 1.5.



- (i) Complete the graph below to show how the refractive index changes with radial distance along the line ABCD in the diagram, above.



- (ii) Calculate the value of the angle of incidence, i , shown in the diagram.

Angle of incidence, i

- (iii) Explain how the glass cladding around the optical fibre's core improves the security of data being transmitted through it and give a reason why this is important.

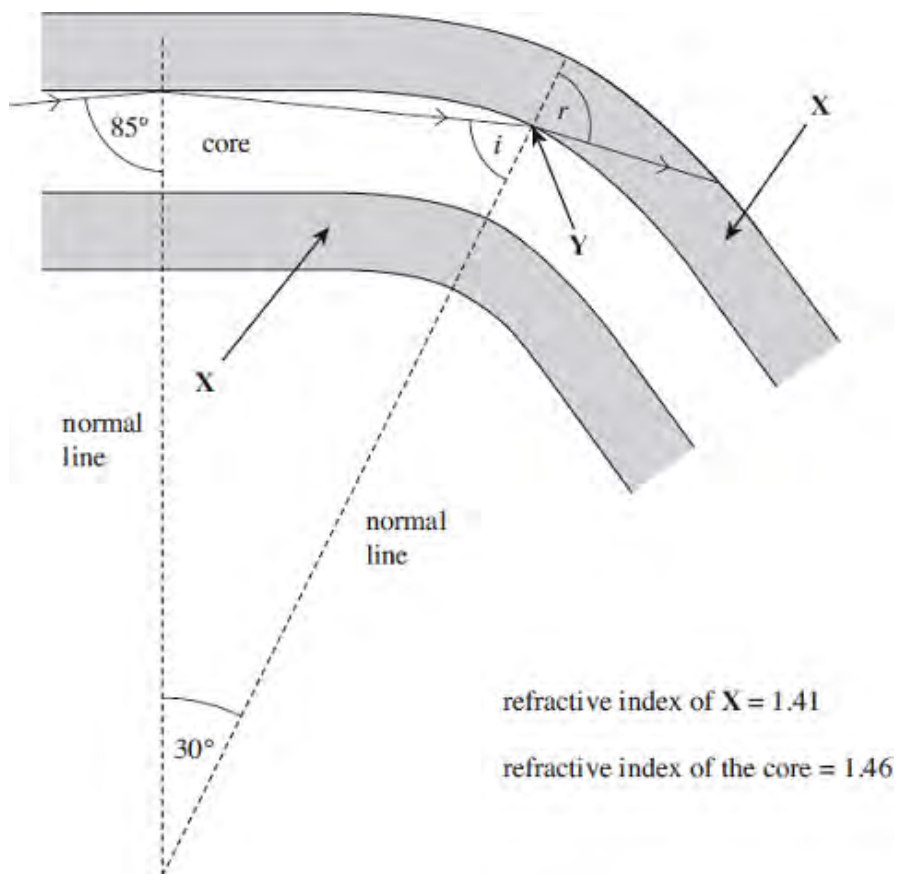
.....

(8)
 (Total 12 marks)

5

Figure 1 shows a cross-section through an optical fibre used for communications.

Figure 1



- (a) (i) Name the part of the fibre labelled X.
 (1)
- (ii) Calculate the critical angle for the boundary between the core and X.
 answer =degrees (2)
- (b) (i) The ray leaves the core at Y. At this point the fibre has been bent through an angle of 30° as shown in **Figure 1**.
 Calculate the value of the angle i .
 answer =degrees (1)

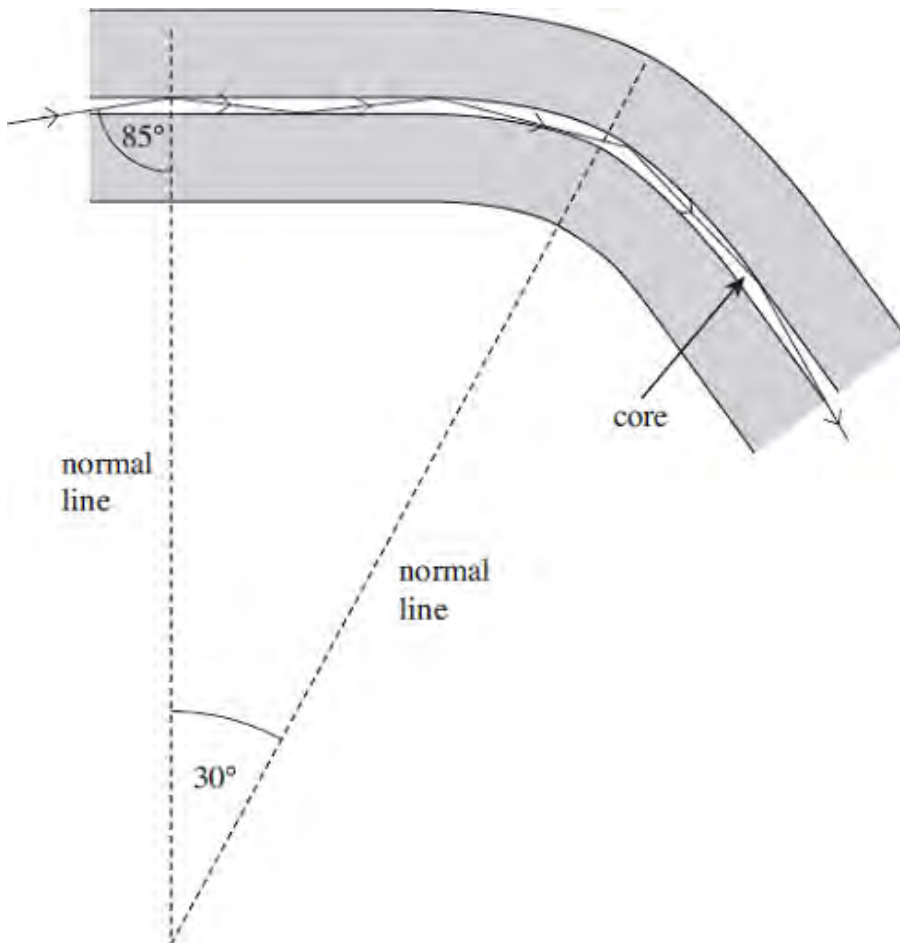
(ii) Calculate the angle r .

answer =degrees

(2)

(c) The core of another fibre is made with a smaller diameter than the first, as shown in **Figure 2**. The curvature is the same and the path of a ray of light is shown.

Figure 2



(c) State and explain **one** advantage associated with a smaller diameter core.

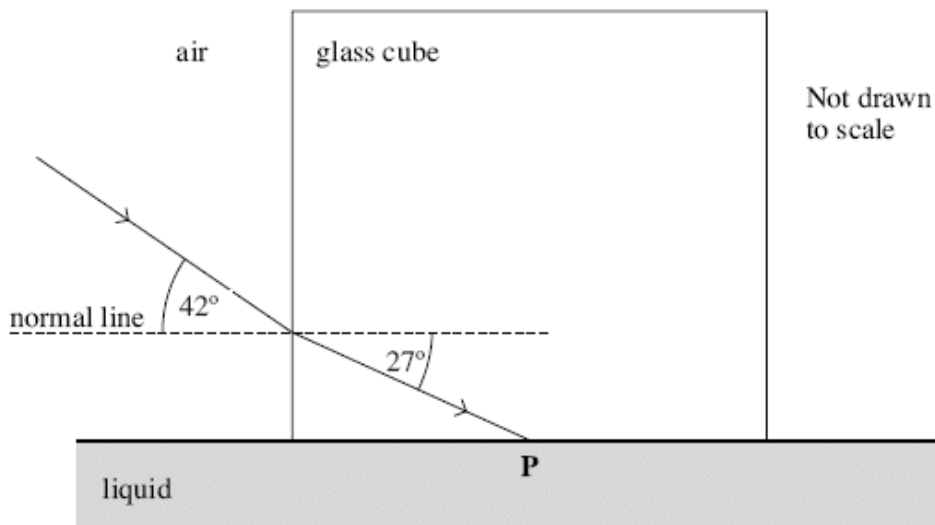
.....

.....

(2)
(Total 8 marks)

6

A glass cube is held in contact with a liquid and a light ray is directed at a vertical face of the cube. The angle of incidence at the vertical face is then decreased to 42° as shown in the figure below. At this point the angle of refraction is 27° and the ray is totally internally reflected at **P** for the first time.



- (a) Complete the figure above to show the path of the ray beyond **P** until it returns to air. (3)
- (b) Show that the refractive index of the glass is about 1.5. (2)

- (c) Calculate the critical angle for the glass-liquid boundary.

answer = degrees (1)

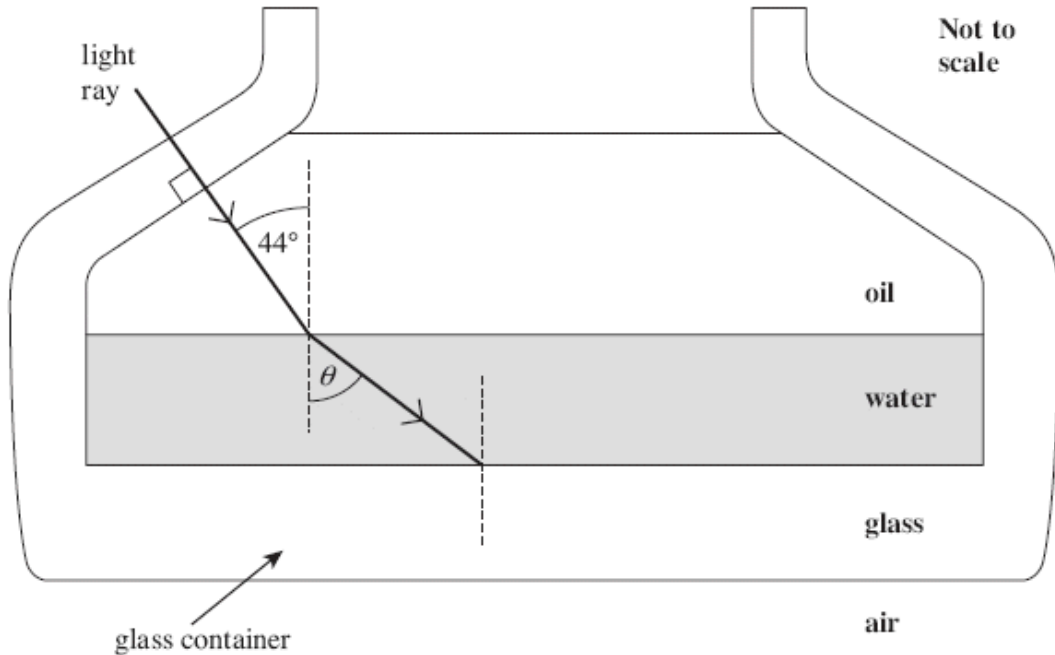
- (d) Calculate the refractive index of the liquid.

answer =

(2)
(Total 8 marks)

7

The figure below shows a layer of oil that is floating on water in a glass container. A ray of light in the oil is incident at an angle of 44° on the water surface and refracts.



The refractive indices of the materials are as follows.

- refractive index of oil = 1.47
- refractive index of water = 1.33
- refractive index of the glass = 1.47

(a) Show that the angle of refraction θ in the figure above is about 50° .

(2)

(b) The oil and the glass have the same refractive index. On the figure above, draw the path of the light ray after it strikes the boundary between the water and the glass and enters the glass. Show the value of the angle of refraction in the glass.

(2)

(c) Explain why the total internal reflection will not occur when the ray travels from water to glass.

.....

(1)

- (d) Calculate the critical angle for the boundary between the glass and air.

answer = degrees

(2)

- (e) On the figure above, complete the path of the ray after it strikes the boundary between the glass and air.

(2)

(Total 9 marks)